



Floating (glue-free) static-control floors for PSAPs & other critical spaces


Rocky Hill Police Department, Rocky Hill, CT
floor: floating (glue-free) static-free carpet

No downtime or disruption to critical operations.

You need antistatic flooring for your critical call center. You have multiple issues to address – including electrostatic discharge (ESD) – and one chance to do it right.

With Staticworx low-maintenance floating floors, you can lay an attractive, durable, ergonomically friendly, ESD-compliant surface over almost any surface, including old floors, with no downtime or disruption.

All Staticworx floors comply with the most stringent static-control standards.



No need to vacate space or move staff, computer equipment, or furniture. Staticworx flooring can be installed in your call center or office space without disrupting your communications.

Why Staticworx floating floors?

Static-free floors for 24/7 call centers and PSAPs


- Contain no VOCs — no need to shuffle employees to different work areas to avoid toxic chemicals; floors can be installed in operational spaces.
- No need to remove furniture. Just lift desks and consoles and place tiles in designated spaces.
- No glue, no mess — easy, fast, clean installations & tile replacement.
- Ergonomic materials deaden sound and provide maximum comfort.
- Colors and designs inspired by nature create a calmer workspace.
- Meet all ESD standards for PSAPs and other critical operations.

Staticworx GF Rubber and SD Carpet comply with the most stringent mission-critical static-control standards

- Motorola R56: for use in 9-1-1 dispatch facilities
- ATIS-0600321.2015: for telecommunications rooms
- NFPA-99: for use in healthcare facilities
- FAA STD 019f: for flight-control applications
- Army Corps of Engineers UFGS 09 62 38: for static-control flooring in government facilities
- ANSI/ESD S20.20-2014: for electronics handling




Lowell Police Department, Lowell, MA floor: floating (glue-free) static-free rubber



ShadowFX carpet with TacTiles®

Installing ShadowFX carpet and Glue-free (GF) Rubber is easy! Simply position ShadowFX SD carpet tiles over Staticworx GroundBridge™, then join tile corners with TacTiles.

For GF rubber, peel the paper from the back of the tile and lay the tiles as in any installation.



Staticworx free-floating floors can be installed, one-to-one, over Tate and Haworth access flooring panels.