

# SHADOWFX™ SDC CHENILLE WARP

ANSI, FAA and IEC compliant

SHADOWFX SDC — CONSTRUCTED OF PREMIUM BRANDED YARN FOR DEMANDING ESD APPLICATIONS AND 24/7 ENVIRONMENTS.




100216 Retrospective

19.69" 24"



100217 Flash Back

19.69" 24"



100214 Repetitions


19.69" 24"



100215 Yesterday

19.69" 24"

ShadowFX ESD carpet tile is made by an industry leader in the development of flooring made using recycled materials and 100% Carbon Neutral for the total life cycle.



# SHADOWFX™ SDC CHENILLE WARP

## Benefits

Meets GroundSafe criteria for use around operational electronics, computers and telecommunications equipment.

- Lifetime static control
- Multiple height tip shear loops eliminate unsightly seams
- Ideal for installation over bare concrete and access floors
- 61% recycled content (59% post-industrial, 2% post-consumer)
- Certified Carbon Neutral Floors™
- Green Label Plus – Certified



## Meets the following standards:

- Motorola R56 : For use in 9-1-1 dispatch facilities
- FAA STD 019f: For flight control applications
- NFPA 99: For use in healthcare facilities
- ASTI-0600321.2015: For telecommunications rooms
- ANSI/ESD S20.20-2014: For electronics handling

## ShadowFX Floating Floors

**INSTALL OVER ANY EXISTING HARD SURFACE – AN IDEAL OPTION FOR OCCUPIED WORKSPACES**

Create a floating floor by positioning Shadow FX carpet tiles over GroundBridge®, then join tile corners with TacTiles®.

- No VOCs — no need to shuffle employees to different work areas or endure downtime and disruptions.
- No need to remove furniture. Just lift desk and consoles and place tiles in designated spaces.
- No glue, no mess — easy, fast, clean installations & tile replacement.



Floating ShadowFX carpet tile installed over access flooring

## SPECIFICATIONS

**Construction:** Tufted textured loop

**Yarn weight:** 17 oz./sq. yd.

**Fiber Modification Ratio:** 1.7 to 1.9

**Sizes:** 19.69" x 19.69", available in 24" x 24", PosiTile-compatible with Tate Access Floors

### Electrical resistance:

#### ESD S7.1/NFPA 99 Resistive Characterization of Materials:

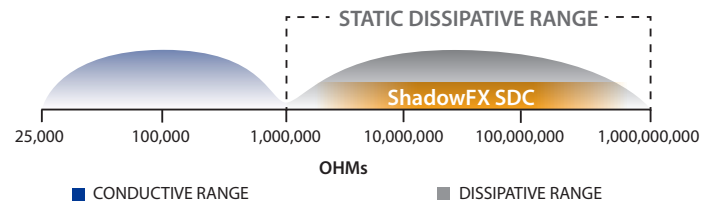
Nine or more readings between electrodes placed 1 foot apart. Tested with an applied voltage of 100V. Measured in Ohms,  $1.0 \times 10^6 - 1.0 \times 10^9$ . Meets Motorola R56 and ATIS-0600321 for use in telecommunications applications. Meets FAA STD 019f for use in flight control applications.

#### Approved for EPAs per ANSI/ESD S20.20

- System resistance per ANSI/ESD S97.1  $< 3.5 \times 10^7$
- Charge generation per ANSI/ESD S97.2  $< 100$  volts

**Roller Caster Electrical Test (CET) proven.** Product meets ANSI/ESD S20.20 after 125,000 cycles.

## Static Dissipative for ESD Safety



Quarter Turn



Brick



ESD Messaging Tiles Available

Installation Method



Lifetime Conductivity Warranty



Roller Caster Electrical Test Proven

